

## درباره ی متا

شرکت متا لیفت با بیش از بیست سال تجربه در زمینه تولید قطعات آسانسور ، بالاخص انواع شستی های فرمان کابین و شستی های احضار طبقات و قطعات وابسته ، و افتخار همکاری با بزرگترین شرکت های آسانسوری و ساختمانی ، و با استفاده از بهترین تولیدات ایرانی و وارداتی و به خدمت گرفتن جدیدترین تکنولوژی های روز دنیا ، محصولات خود را با بالاترین کیفیت و قیمت مناسب و گارانتی و خدمات پس از فروش ۱۰ ساله عرضه مینماید

### ABOUT META

Metallift company has more than 20 years of experience in the field of manufacturing elevator parts such as buttons switches and displays Metallift uses the latest technologies in world to produce various elevator parts and offers its products with a guarantee to our dear customers.





27

Floor  
10



10








OPAL series

GARNET JASPER QUARTZ

Floor 1



MTL50



AQUAMARINE



MTS601

44



Quartz



If you are looking for a modern car with higher technology, you should use the Opal series when choosing an elevator panel. Opal panel series are full touch panels. Opal panels are made of two materials: plexiglass and tempered glass. In the glass material, you can request the desired color code for making glass panels in the color world.





Quartz




MTL50






MTS64

DORNA



MTL01

CHAKAVAK SIMORGH SHAHIN LACHIN DORRAJ SIREN





The panels of the Phoenix series have maintained the originality of the design in addition to the high variety for different tastes. Tafariba Phoenix series panels attract the most demanding tastes and can be a very suitable option for those with difficulties. Of course, we should keep in mind that the price of this series of panels is not cheap and it is one of the expensive panels of the Meta collection.

Fully automatic cnc machines are used in the construction of the cabin panel and floor of the Phoenix, and the steel used in the body of the panel is stainless steel with code 304.

Dorna

MTL54



Siren



MTS20

Siren



MTL54

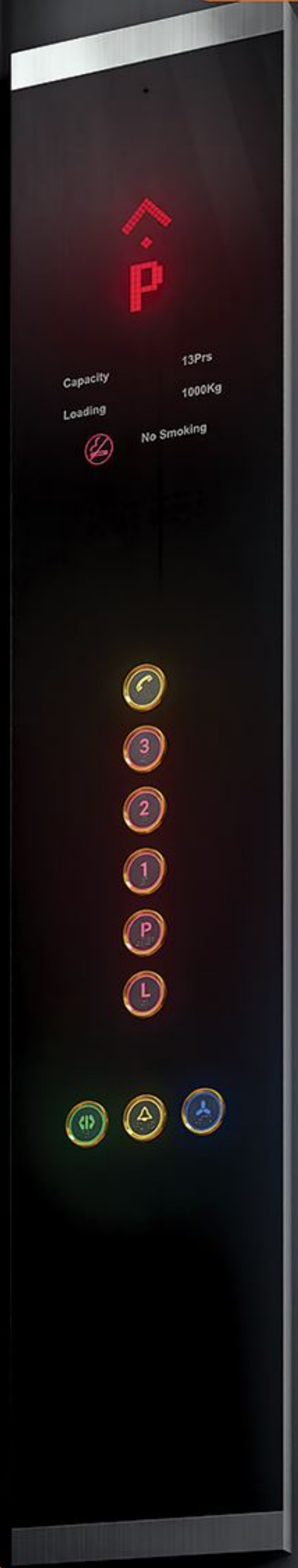


Dorraaj



MTL10





If you are looking for special stylish panels and at the same time face-mounted installation, Deniz series panels are a very good offer for you. Deniz panel with a small and very beautiful size is a suggestion for those who need a classic and modern elevator panel. At the same time, Deniz cabin and floor panels are a set. Fully automatic cnc machines are used in the construction of Deniz's cabin panel and floor, and the steel used in the body of the panel is stainless steel with code 304.





27

MTS601

AKO

MTL01



If you need a classic panel for your elevator in the style of original elevators like Otis, the best option is Mahor series panels.

In the design of the Mahoor series, the creation of additional elements has been avoided and the parts have been considered functionally without additional parts.

Fully automatic cnc machines are used in the construction of the cabin panel and the cockpit floor, and the steel used in the body of the panel is stainless steel with code 304.

AKO



# ROYAL SERIES



Arko

- DIAKO
- ARIO
- ARSHIT
- DIAMOND





Diako

The Royal series is the series of small kings. This series of elevator panels are original designs of famous brands of the elevator industry in the world. Panels for installing facades in short sizes  
All designs of the Royal series are made fully automatically by cnc.





MTS33



AFRA2




MTT33



ARGHAVAN  
SERIES

TOOSKA



SARV



AFRA



TOSKA







This series of elevator panels are very strong and beautiful, and at the same time, they have a very reasonable price.

Reasonable price, strength in construction, two years unconditional warranty are the advantages of purchasing purple series panel.

Fully automatic cnc machines are used in the construction of the cabin panel and the floor of the purple series, and the steel used in the body of the panel is of the 304 code.

Sarv



MTL35





Tooska








شستی طبقه توکار  
نصب به صورت کشویی یا فشاری  
بدون نیاز به برش چارچوب درب یا سنگ دیوار  
مقرون به صرفه و اقتصادی با دوام و کارایی خوب

Panel Dimension	
Width	8-10 CM
Height	25-36 CM
Thikness	1-2 CM

انواع جنس بدنه های قابل سفارش







MTT51

MTL64

MTL54

MTL53



MTL56

MTL55

MTL52



MTT71

MTS71

MTL71

MTL71D

شستی طبقه روکار  
نصب به صورت کشویی یا پیچ مخفی  
بدون نیاز به برش چارچوب درب یا سنگ دیوار  
بسیار لوکس با ترکیبی زیبا از پلکسی گلس و استیل  
بادوام و کارا و ابعاد سفارشی

## Panel Dimension

Width 9-18 CM

Height 30-40 CM

Thikness 1.7-2.5 CM

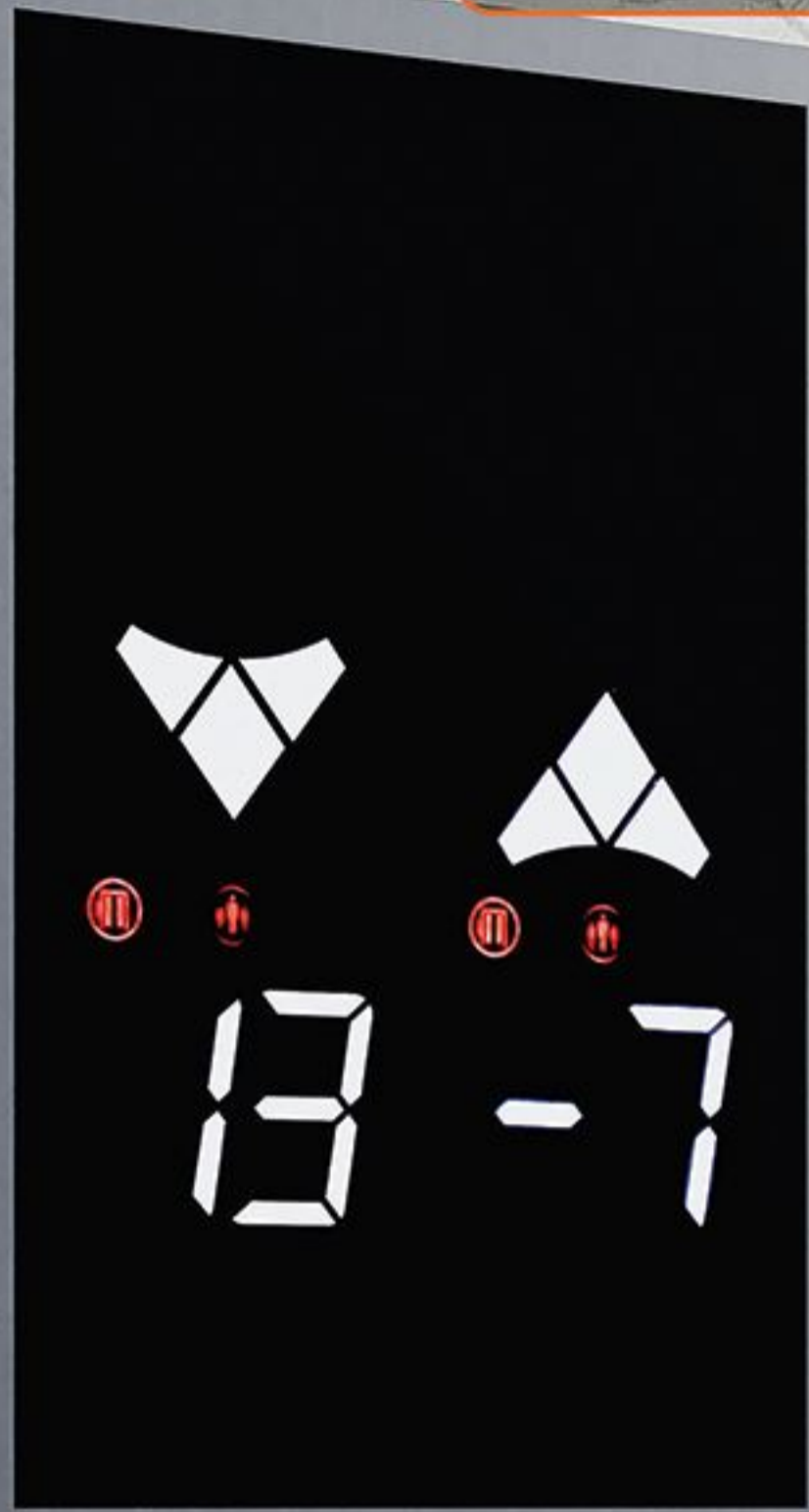
## انواع دکمه های قابل سفارش



## انواع جنس بدنه های قابل سفارش







MTL20D



MTL61D



MTL10D



MTT20



MTL61



MTL10



MTL61

شستی طبقه توکار LANDING OPERATING PANEL  
نصب به صورت پیچ از رو یا پیچ مخفی یا بدون پیچ  
دارای قوطی فلزی یا پلاستیکی با قابلیت نصب روی  
چارچوب درب یا دیوار  
بسیار لوکس و ترکیبی رویایی از پلکسی گلس و استیل با  
طرحها و ابعاد مختلف  
بادوام و کارایی بالا

#### Panel Dimension

Width 8-20 CM

Height 30-55 CM

Depth 4 CM

Thikness 0.2-0.9 CM

#### انواع دکمه های قابل سفارش



#### انواع جنس بدنه های قابل سفارش







شستی طبقه توکار و روکار  
نصب به صورت کشویی برای مدل‌های روکار و پیچ از رو یا  
پیچ مخفی یا بدون پیچ برای مدل‌های توکار  
دارای قوطی فلزی یا پلاستیکی با قابلیت نصب روی  
چارچوب درب یا دیوار برای مدل‌های توکار  
بادوام و کارایی بالا

## Panel Dimension

Width	8-20 CM
Height	20-50 CM
Depth	4 CM
Thickness	0.2-2.5 CM

## انواع دکمه های قابل سفارش




## انواع جنس بدنه های قابل سفارش







MTL50D



MTL60D



MTT60



MTL60



MTL50



MTL00



MTL410



MTL32



MTL60

شستی طبقه روکار LANDING OPERATING PANEL  
 نصب به صورت کشویی یا پیچ مخفی  
 بدون نیاز به برش چارچوب درب یا سنگ دیوار  
 بسیار لوکس با ترکیبی استثنایی از پلکسی گلس و  
 استیل  
 بادوام و کارایی عالی



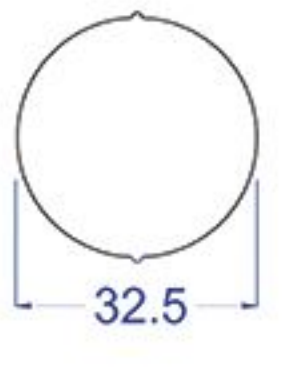
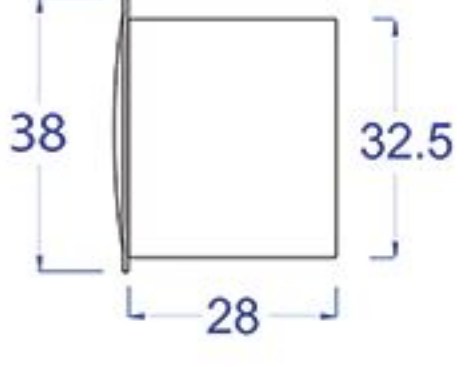

Panel Dimension	
Width	9-20 CM
Height	10-50 CM
Thikness	1.7-2.5 CM

انواع دکمه های قابل سفارش





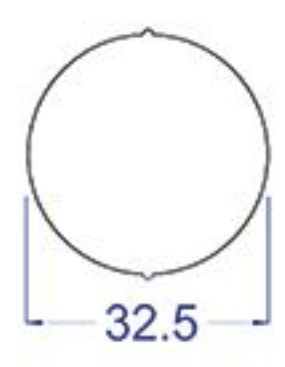
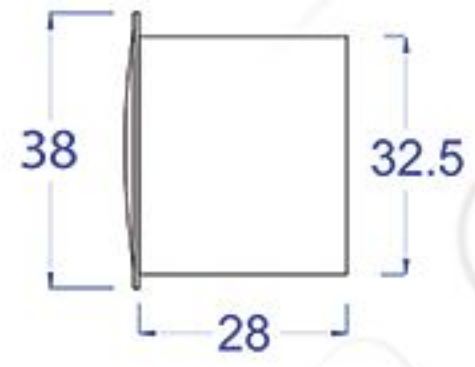



**345 W**


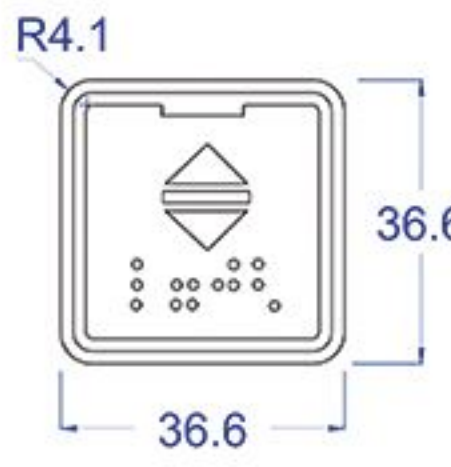
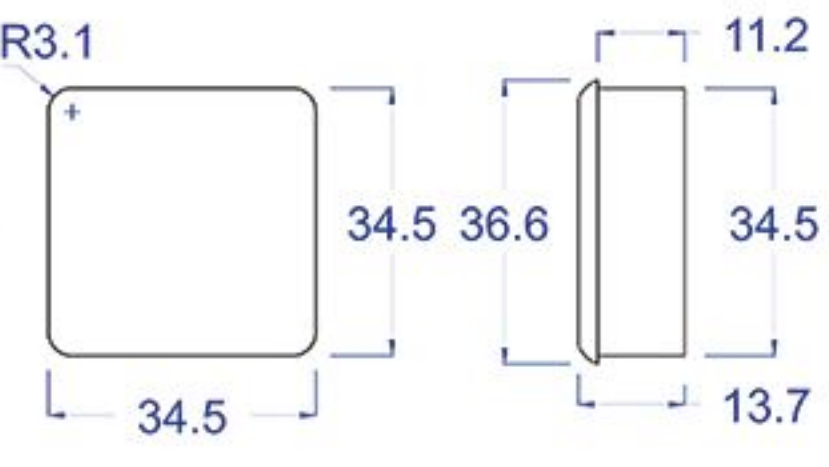

**COLORS**

**320 B**


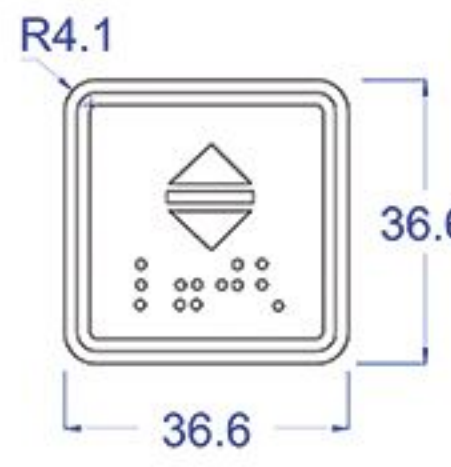
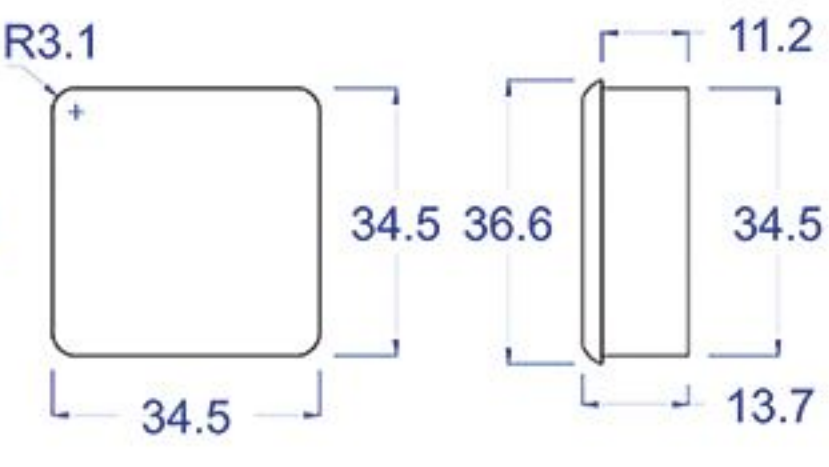

**COLORS**

**345 R**



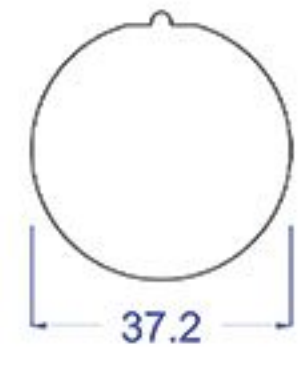
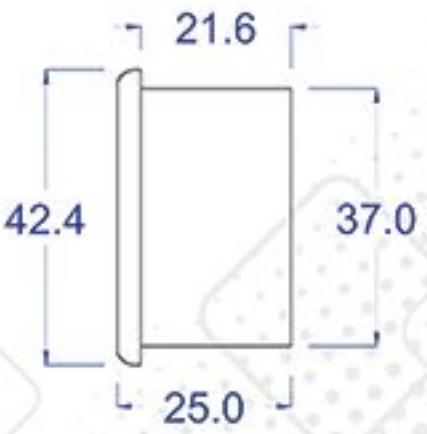

**COLORS**

**500 SQ**



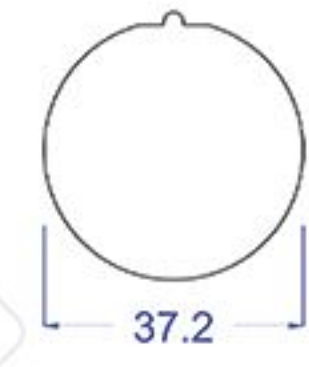
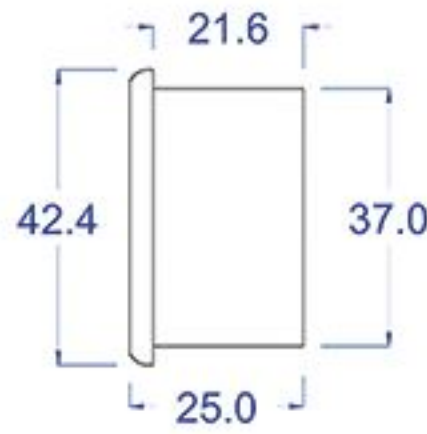

**COLORS**

**370 S**

**COLORS**

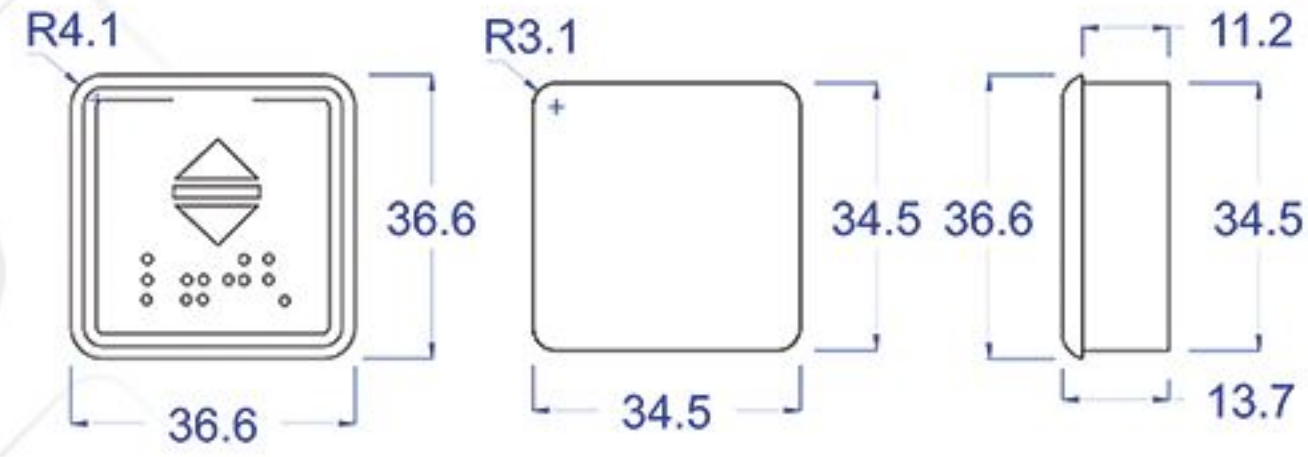
**370 BG**

**COLORS**

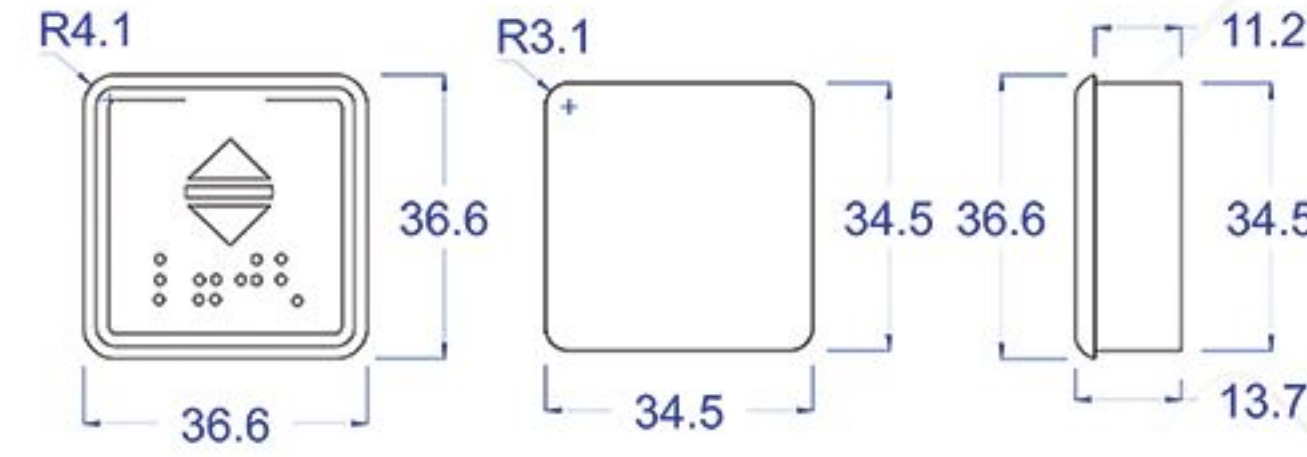


324 RG



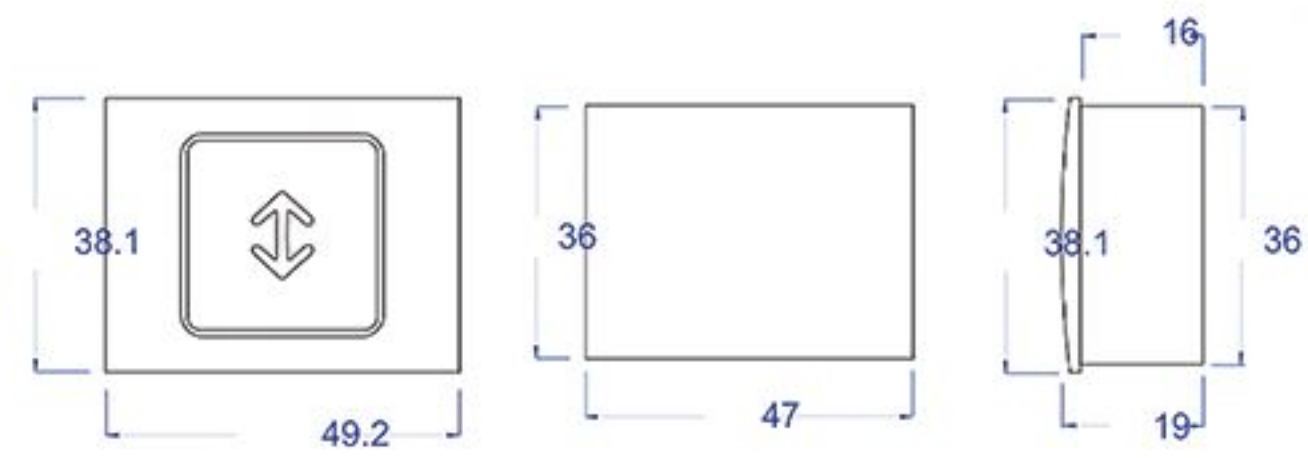
COLORS

324 S



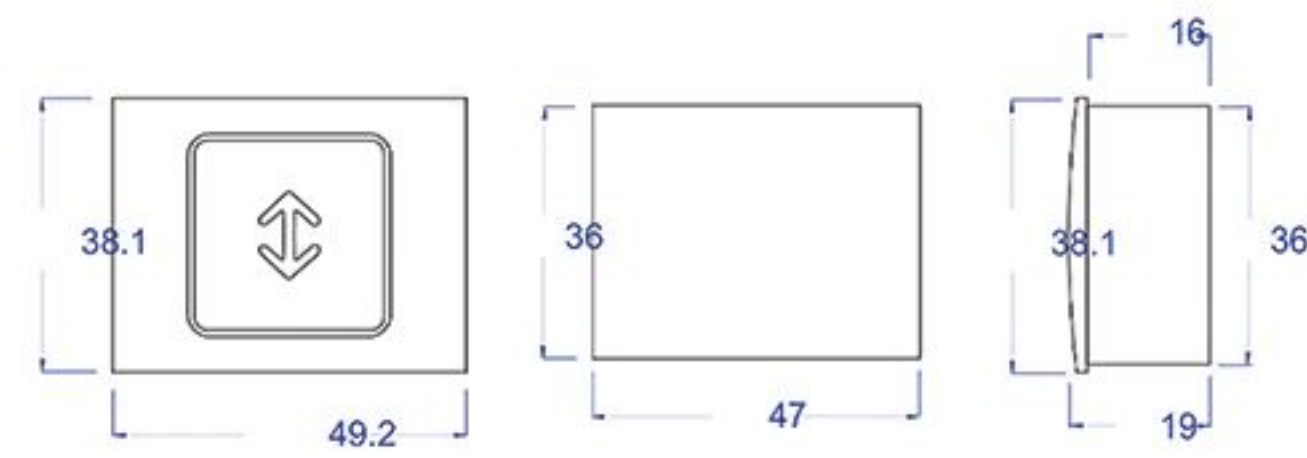
COLORS

360 RG



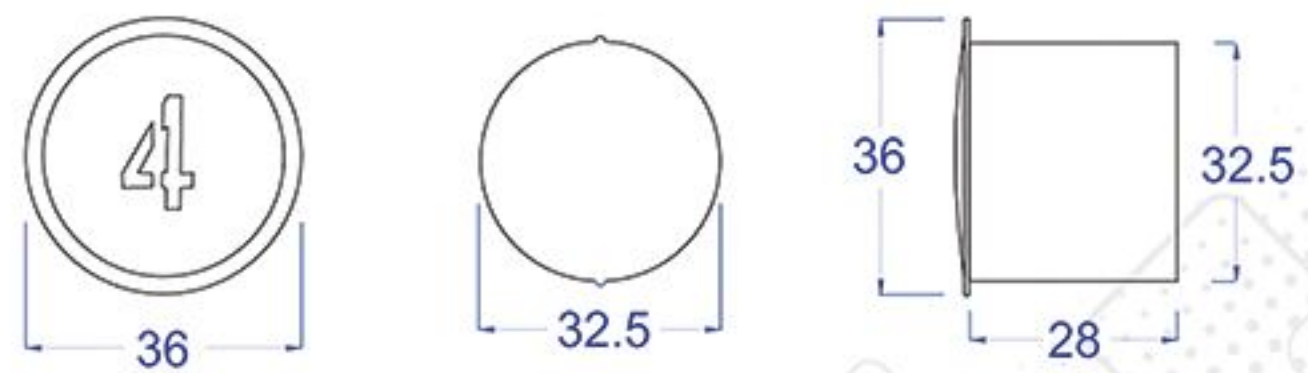
COLORS

360 R



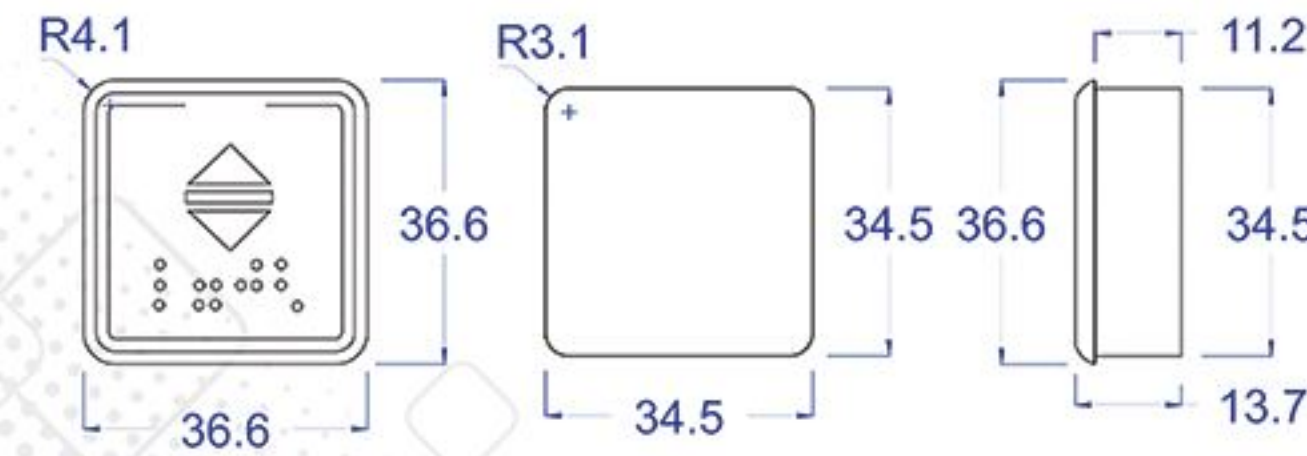
COLORS

325 S



COLORS

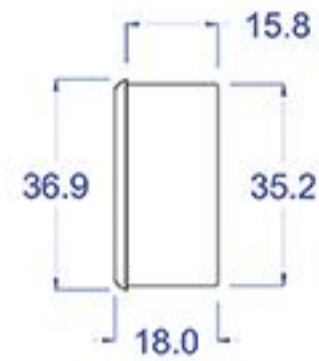
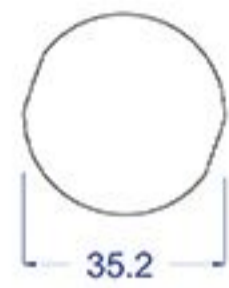
345 BG



COLORS

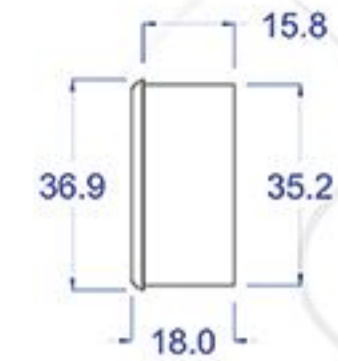


352 F



COLORS

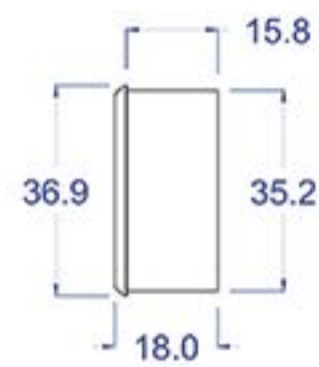
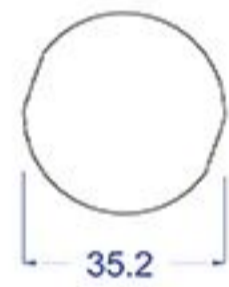
856



COLORS

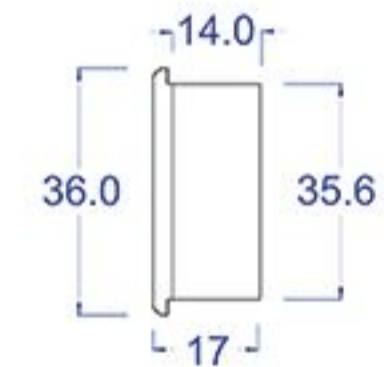
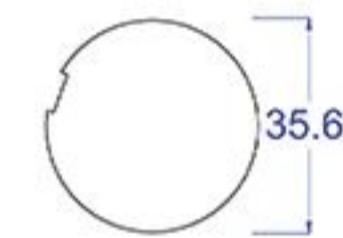


352 DI



COLORS

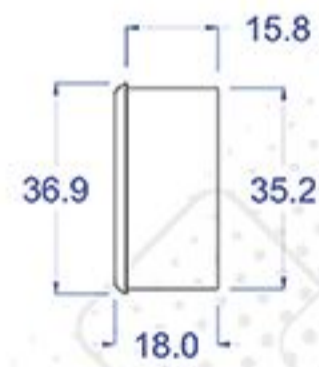
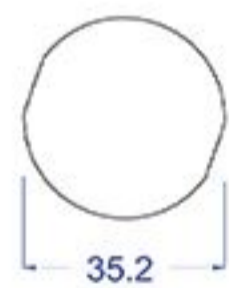
400 CR



COLORS

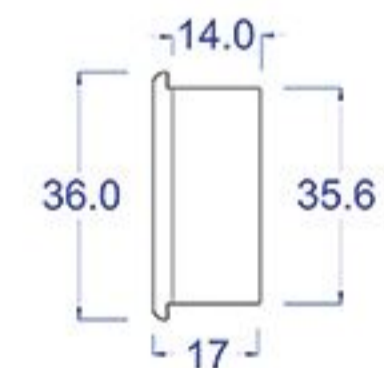
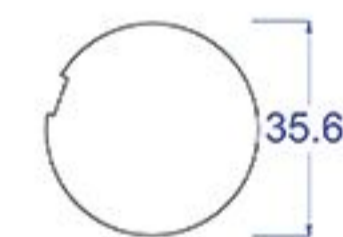


352 GI



COLORS

356 S

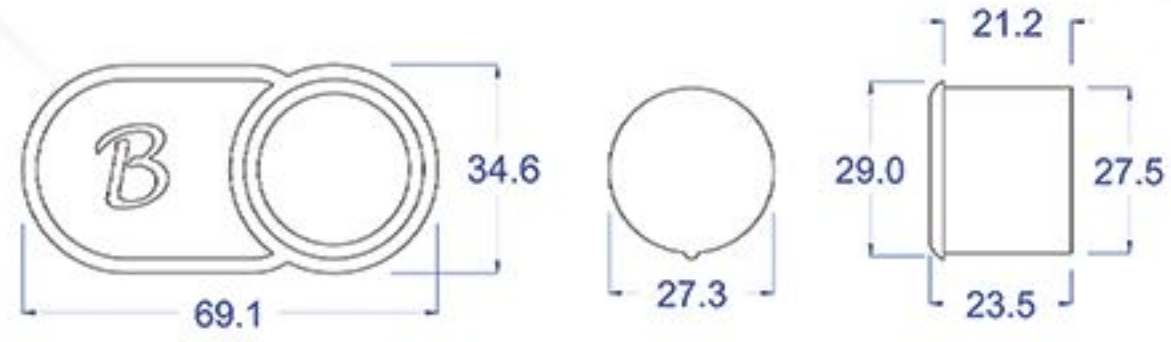


COLORS

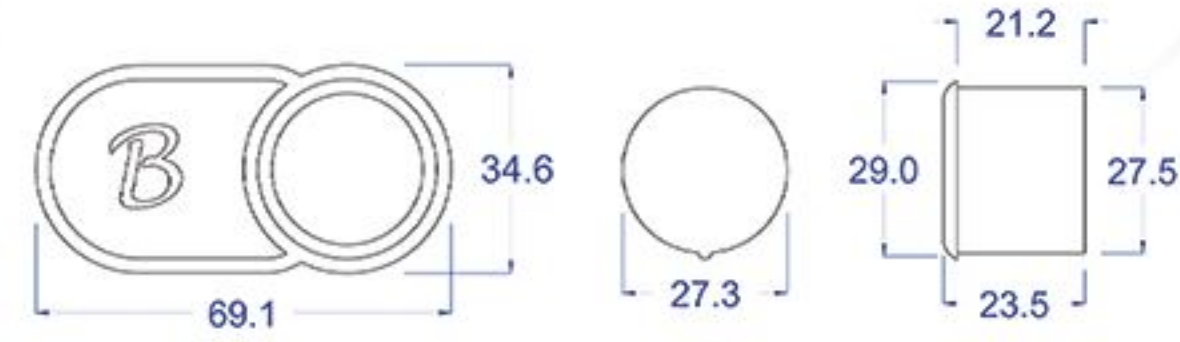




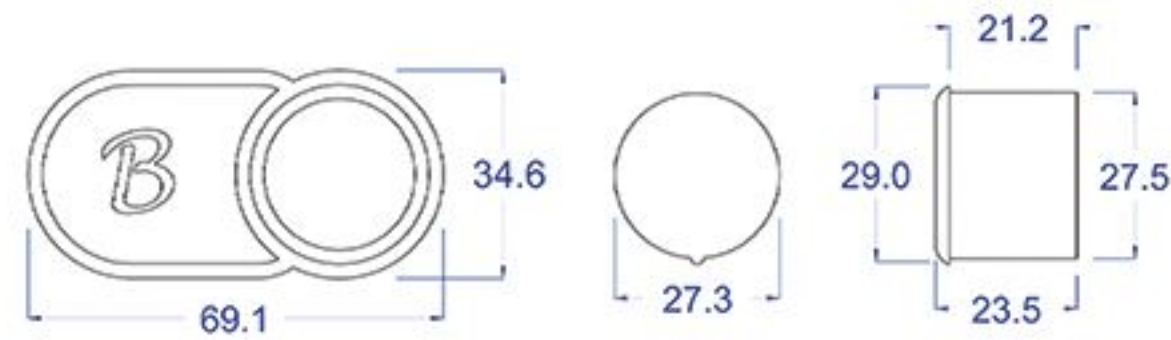
273 SG



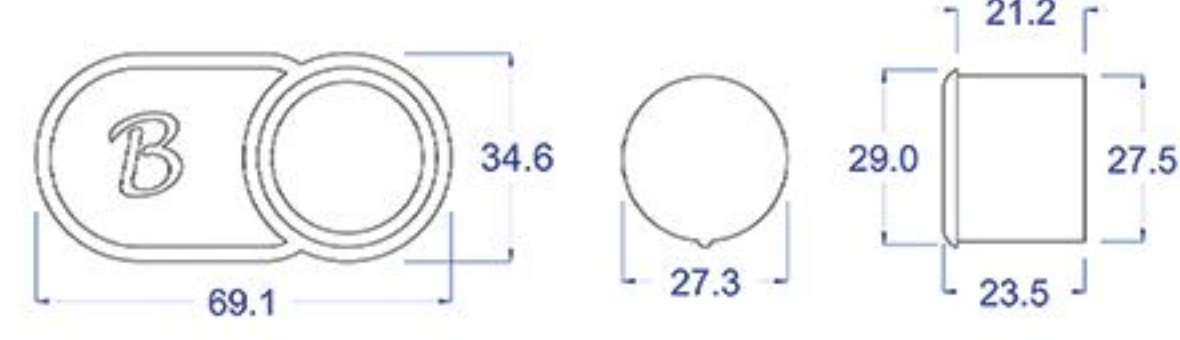
275 BS



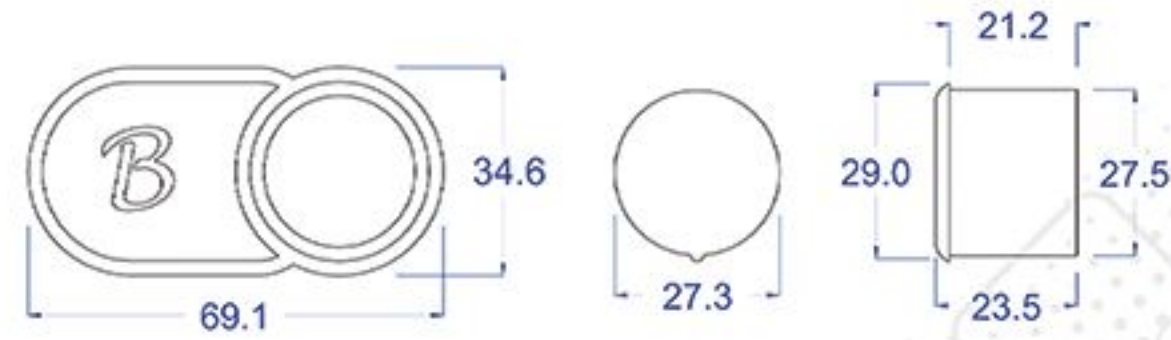
273 B



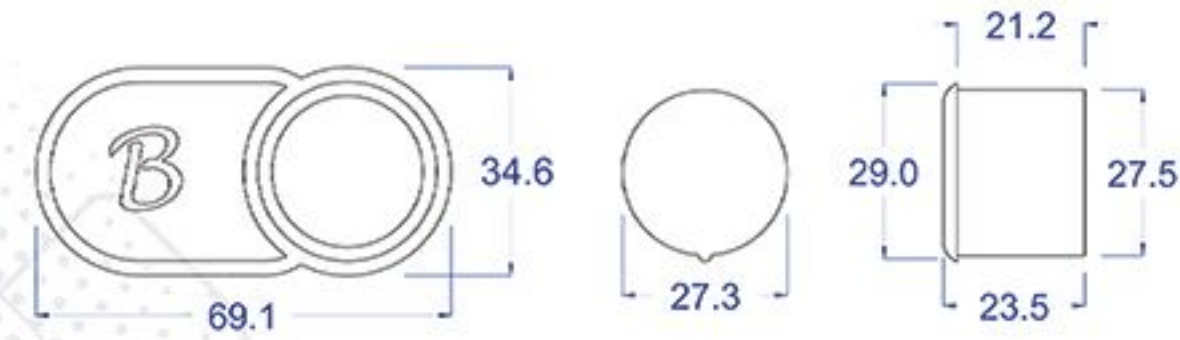
275 B



273 BG

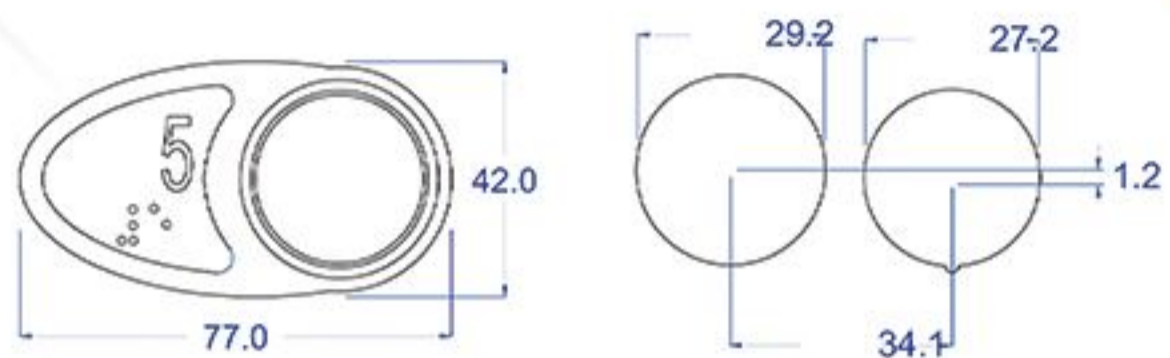


275 SVS

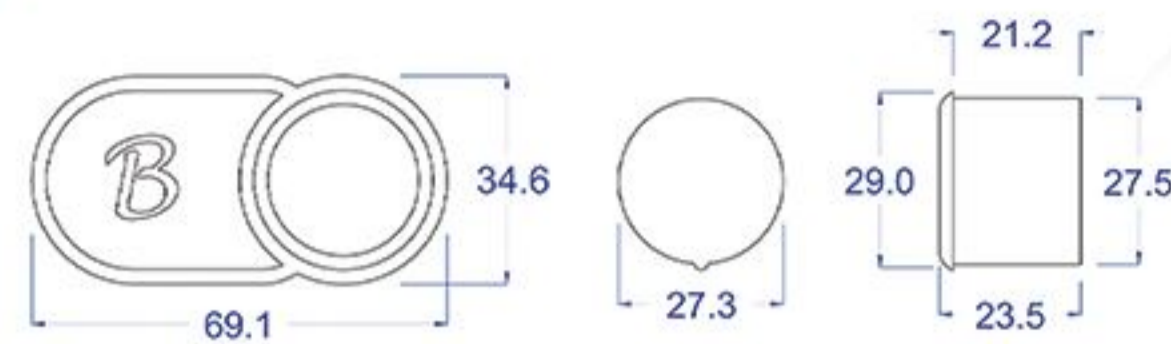




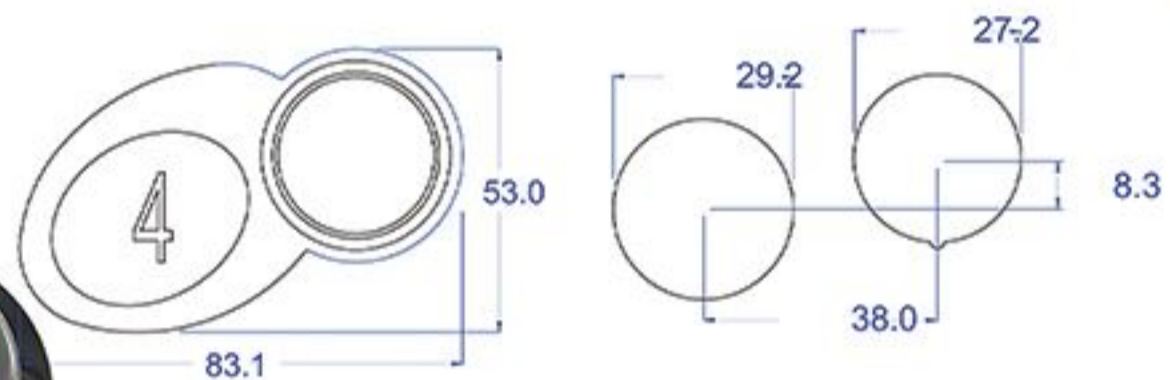
275 BS



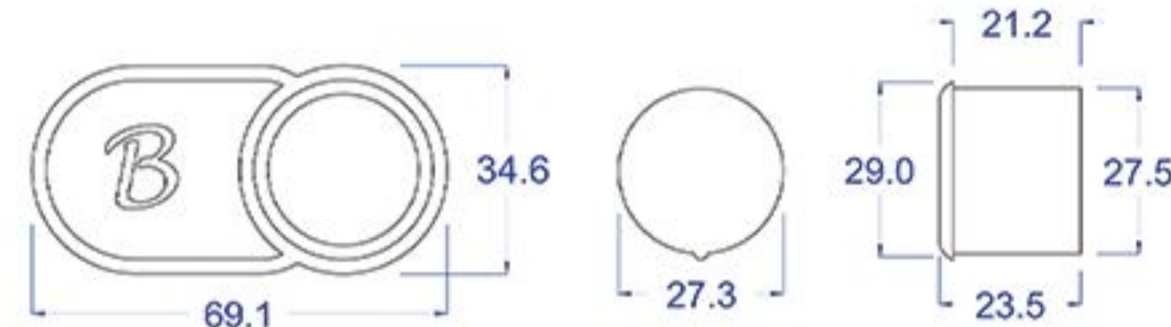
273 SL



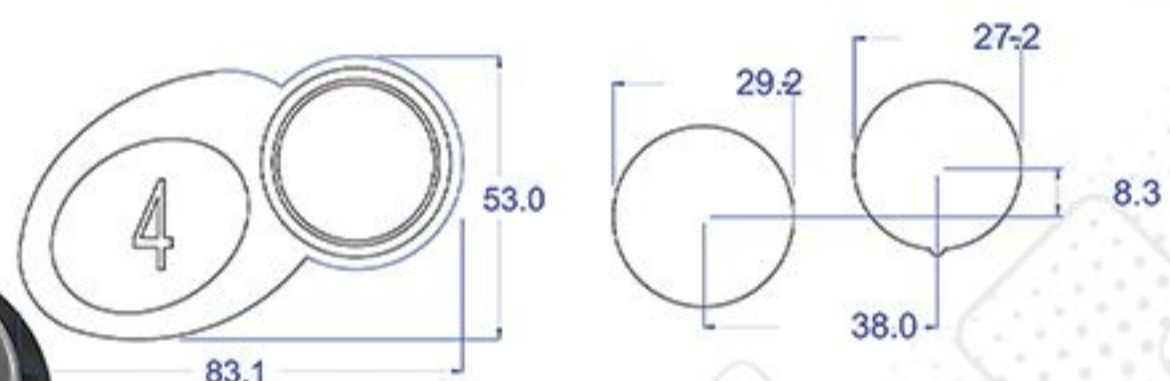
273 O



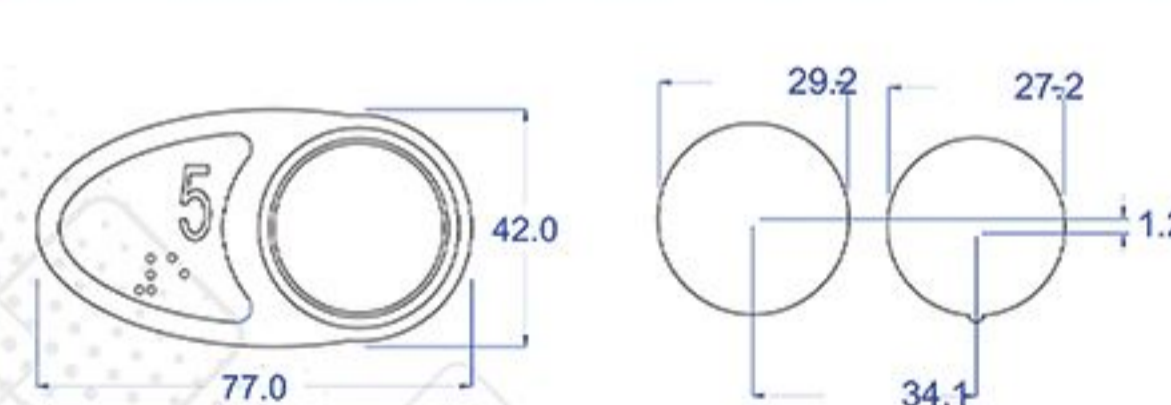
273 S



273 OV

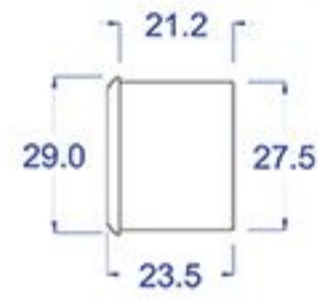



273 SVS



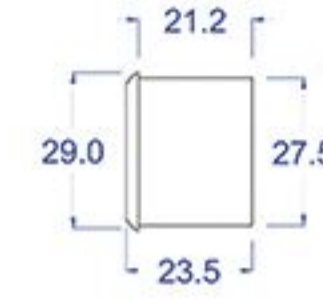


275 W



COLORS

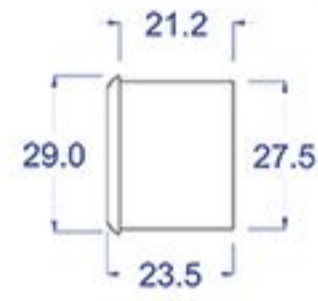

275 U



COLORS

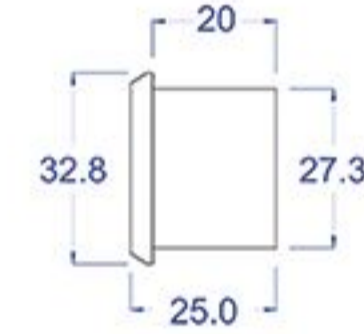


275W



COLORS

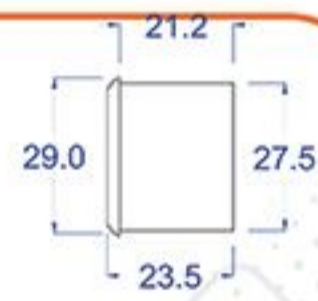
273W



COLORS

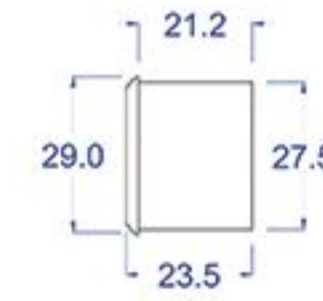


275C



COLORS

273U

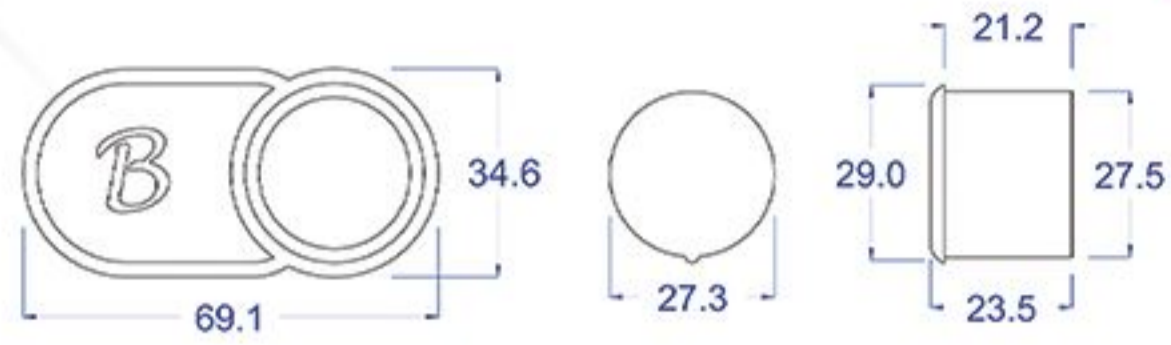


COLORS

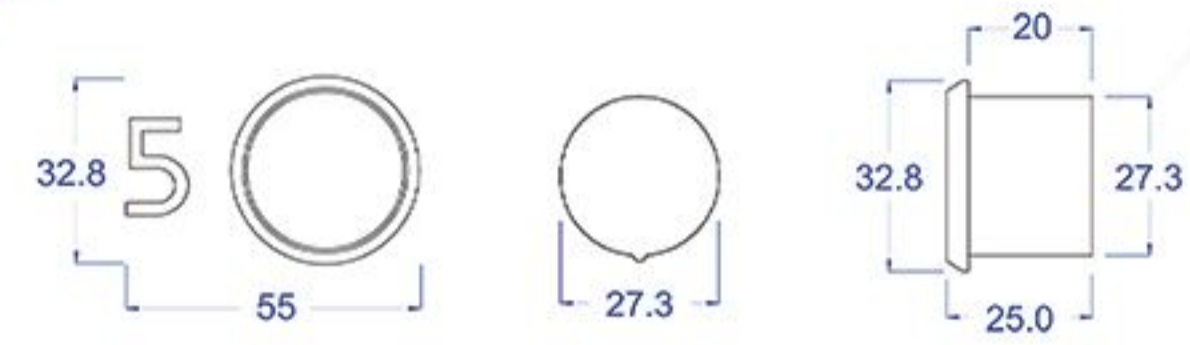




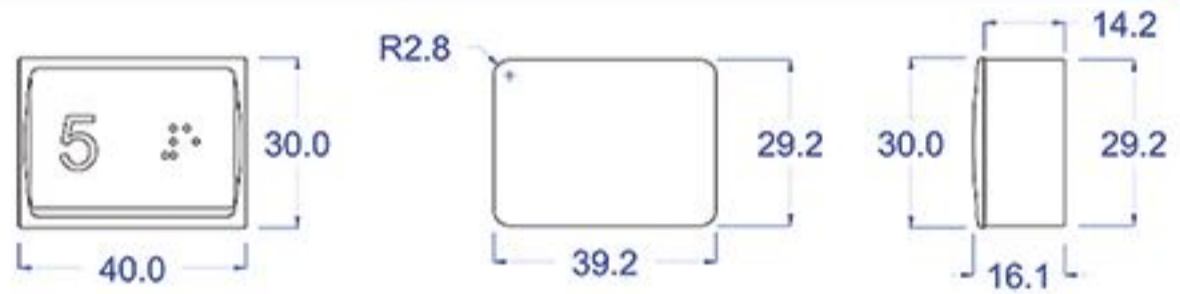
275 SL



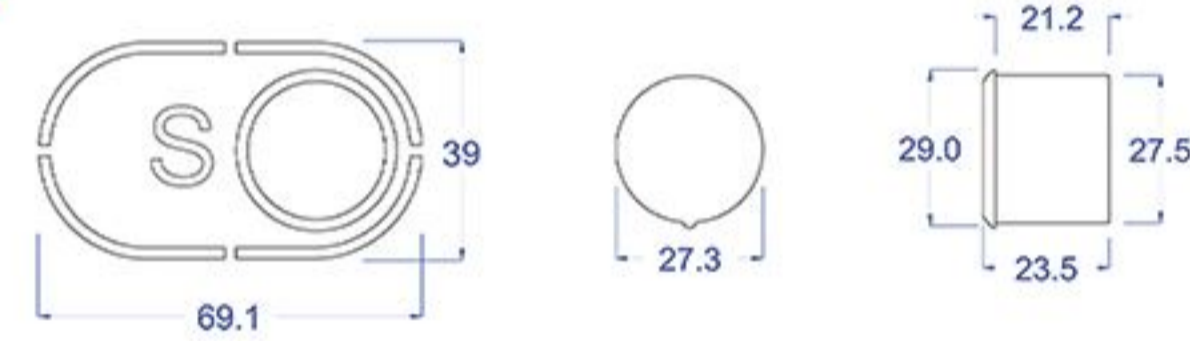
273C



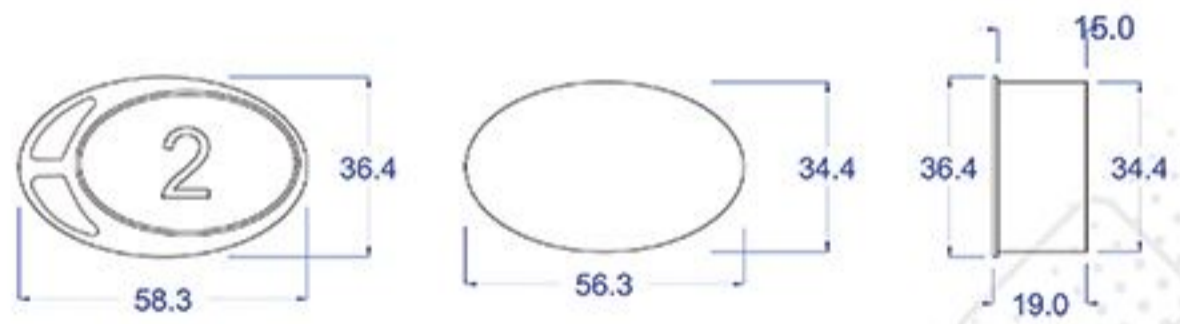
292 R



AFRA 275



344 E



273R

